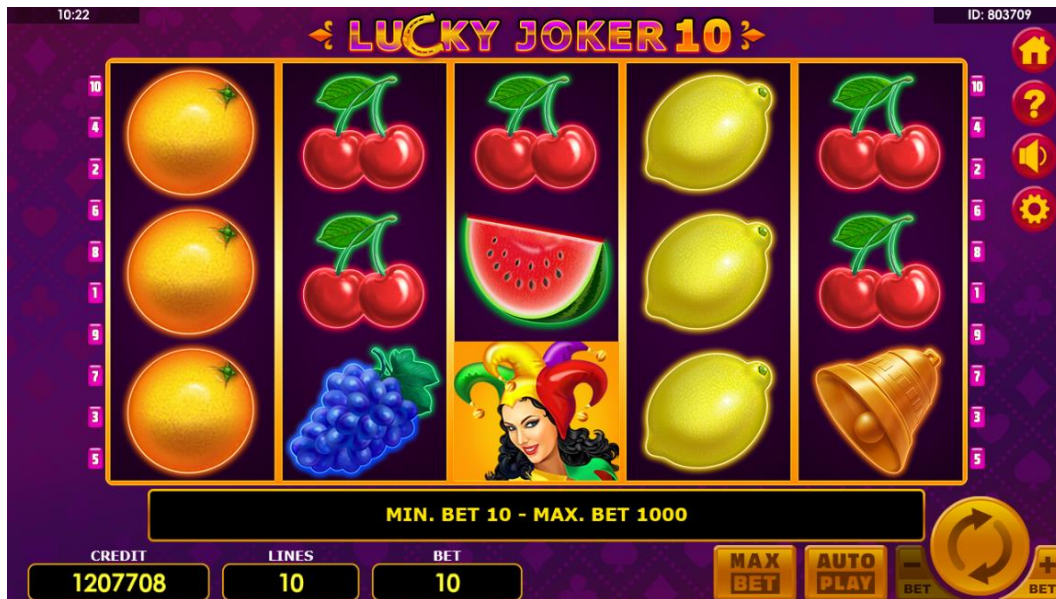







# Lucky Joker 10



Main Screen

The game can be played either with the mechanical buttons or with the buttons on the touch screen (if available), or a combination of both.

## Buttons

- |                 |   |                             |
|-----------------|---|-----------------------------|
| <b>MAX BET</b>  | - | Selects the maximum bet     |
| <b>AUTOPLAY</b> | - | Starts a game automatically |
| <b>-/+ BET</b>  | - | For changing the bet        |
- 
- |   |                 |   |                               |
|---|-----------------|---|-------------------------------|
|  | <b>START</b>    | - | Starts the game               |
|  | <b>EXIT</b>     | - | Exits the game                |
|  | <b>HELP</b>     | - | Shows the help menu           |
|  | <b>SOUND</b>    | - | Adjusts the sound of the game |
|  | <b>SETTINGS</b> | - | Shows the setting menu        |


After pressing the settings button:



**LANGUAGE**

-

Changes the language



**The following values are displayed onscreen**

**CREDIT**  
**LINES**  
**BET**

-

Displays the credit  
Displays the lines  
Displays the bet

**Toolbar**

10:09

**1**

ID: 803709

**2**

**1**  
**2**

-  
-

Displays the current time  
Shows the ID of the played game

Due to the varying configurations and versions, deviations between the displays or button assignments and this manual can occur.

## The Game

After the desired stakes have been chosen the game is started with *START*. After the reel run the achieved winning combination is displayed among others by illuminated win lines and the win is added to the credit.

After the achieved wins have been added to the credit, bets can be placed anew.

The win plan respectively the onscreen help can be displayed at anytime by pressing the HELP button (or in this case win plan).

By a click on the symbols on the reels the player can get information regarding possible wins with a sufficiently great amount of the respective symbols.

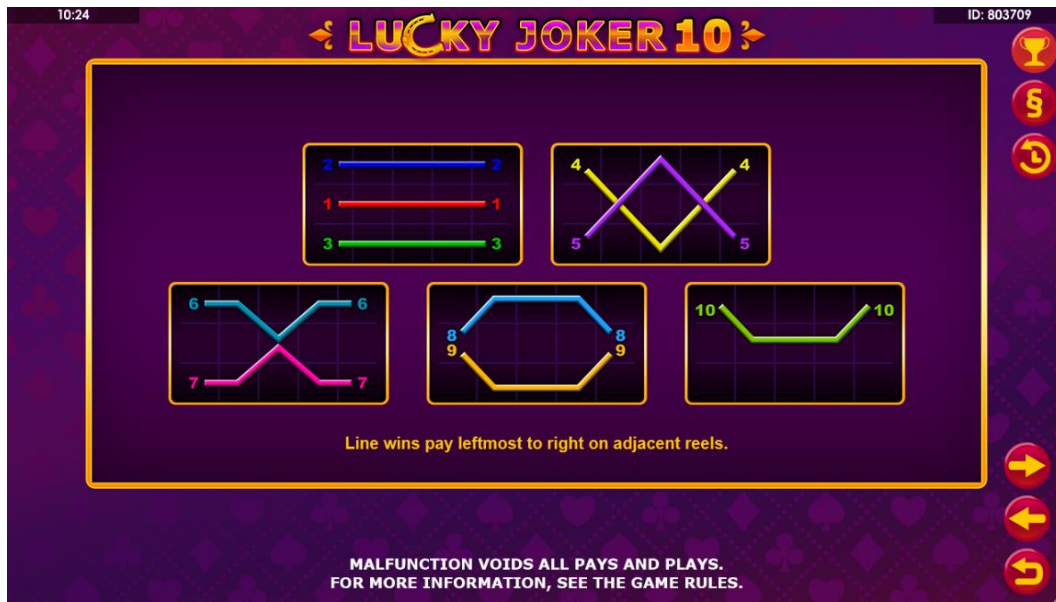
## Help - Menu

The help menu opens when pressing the HELP button. This has its own button panel.

- PREVIOUS PAGE - To switch to the previous page
- NEXT PAGE - To switch to the next page
- RETURN TO GAME - To continue the game



Help Screen 1



Help Screen 2



Help Screen 3



## Game Rules

In this section the rules of the game are shown.

### Lucky Joker 10 Game Rules

**Game Overview**

- Lucky Joker 10 is a 5 reel, 3 row fruit slot featuring Stacked symbols, Scatter symbols, Wild substitutions and Expanding Wild symbols.
- The game is played with 10 lines (fixed).
- Line wins pay leftmost to right on adjacent reels.
- All wins only occur on active lines (except scatter wins).
- Only the highest line win is paid on each line played.
- Line wins are a multiple of the line bet.
- Line wins from different lines are added.
- Only the highest Scatter win combination is paid.
- Scatter wins are a multiple of the total bet.
- Scatter wins are added to the line wins.
- The Bell symbol is a scatter symbol and pays on any position.
- The Star symbol is a scatter symbol and pays on any position.
- The Star symbol appears only on reel 1, 3 and 5.
- All values in the paytable are based on the current bet level. These values will be changed automatically if the bet level will be changed.
- Payouts according to the paytable are made only if the specified number of symbols is of a kind.

**Expanding Wild Feature**

- The Wild symbol replaces any symbol on the same reel.
- The Wild symbol substitutes every other symbol except the Scatter symbols.

Game rules

## History

Each played game session is listed here.

### HISTORY (LAST 20 GAMES)

GAME ID	STATE	CREDIT	LINES	BET	WIN
803709	MAIN GAME	1207708	10	10	0

History