






Hottest Fruits 40





Main Screen

The game can be played either with the mechanical buttons or with the buttons on the touch screen (if available), or a combination of both.

Buttons

- | | | |
|---|-----------------|---------------------------------|
| MAX BET | - | Selects the maximum bet |
| AUTOPLAY | - | Starts a game automatically |
| -/+ BET | - | For changing the bet |
|  | START | - Starts the game |
|  | EXIT | - Exits the game |
|  | HELP | - Shows the help menu |
|  | SOUND | - Adjusts the sound of the game |
|  | SETTINGS | - Shows the setting menu |

After pressing the settings button:

-  **LANGUAGE** - Changes the language
-  **FULL SCREEN** - Turns full screen on/off



The following values are displayed onscreen

- CREDIT** - Display the credit
- LINES** - Shows the lines
- BET** - Displays the bet

Toolbar



- 1** - Displays the current time
- 2** - Shows the ID of the played game

Due to the varying configurations and versions, deviations between the displays or button assignments and this manual can occur.

The Game

After the desired stakes have been chosen the game is started with *START*. After the reel run the achieved winning combination is displayed among others by illuminated win lines and the win is added to the credit.

After the achieved wins have been added to the credit, bets can be placed anew.

The win plan respectively the onscreen help can be displayed at anytime by pressing the HELP button (or in this case win plan).

By a click on the symbols on the reels the player can get information regarding possible wins with a sufficiently great amount of the respective symbols.

Help - Menu

The help menu opens when pressing the HELP button. This has its own button panel.


- PREVIOUS PAGE - To switch to the previous page
- NEXT PAGE - To switch to the next page
- RETURN TO GAME - To continue the game



Help Screen 1



Help Screen 2



Help Screen 3

Game Rules

In this section the rules of the game are shown.

Hottest Fruits 40 Game Rules

Game Overview

- Hottest Fruits 40 is a 5 reel, 4 row fruit slot featuring Stacked symbols, Scatter symbols and Wild substitutions.
- The game is played with 40 lines (fixed).
- Wins pay only from left to right.
- All wins only occur on active lines (except scatter wins).
- Only the highest line win is paid on each line played.
- Line wins are a multiple of the line bet.
- Line wins from different lines are added.
- Scatter wins are a multiple of the total bet.
- Scatter wins are added to the line wins.
- The Wild symbol substitutes every other symbol except the Scatter symbol.
- The Star symbol is a scatter symbol and pays on any position.
- All values in the paytable are based on the current bet level. These values will be changed automatically if the bet level will be changed.
- Payouts according to the paytable are made only if the specified number of symbols is of a kind.
- Fullscreen wins can be achieved with every symbol except the Scatter symbol. A Fullscreen win with the top symbol for example pays 1000x total bet.

Game Functions

Button	Function
→	

Game rules

History

Each played game session is listed here.

HISTORY
(LAST 20 GAMES)

GAME ID	STATE	CREDIT	LINES	BET	WIN
116061845	MAIN GAME	10220	40	40	0

HOTTEST FRUITS 40

CREDIT: 10220 | LINES: 40 | BET: 40

MAX BET | AUTO PLAY | BET

History