






# Hot Fruits 5



Main Screen

The game can be played either with the mechanical buttons or with the buttons on the touch screen (if available), or a combination of both.

## Buttons

- |                 |   |                             |
|-----------------|---|-----------------------------|
| <b>MAX BET</b>  | - | Selects the maximum bet     |
| <b>AUTOPLAY</b> | - | Starts a game automatically |
| <b>-/+ BET</b>  | - | For changing the bet        |
- 
- |                                                                                     |                 |   |                               |
|-------------------------------------------------------------------------------------|-----------------|---|-------------------------------|
|  | <b>START</b>    | - | Starts the game               |
|  | <b>EXIT</b>     | - | Exits the game                |
|  | <b>HELP</b>     | - | Shows the help menu           |
|  | <b>SOUND</b>    | - | Adjusts the sound of the game |
|  | <b>SETTINGS</b> | - | Shows the setting menu        |

After pressing the settings button:



**LANGUAGE**

-

Changes the language



The following values are displayed onscreen

- CREDIT** - Display the credit
- LINES** - Shows the lines
- BET** - Displays the bet

**Toolbar**



- 1** - Displays the current time
- 2** - Shows the ID of the played game

Due to the varying configurations and versions, deviations between the displays or button assignments and this manual can occur.

## The Game

After the desired stakes have been chosen the game is started with *START*. After the reel run the achieved winning combination is displayed among others by illuminated win lines and the win is added to the credit.

After the achieved wins have been added to the credit, bets can be placed anew.

The win plan respectively the onscreen help can be displayed at anytime by pressing the *HELP* button (or in this case win plan).

By a click on the symbols on the reels the player can get information regarding possible wins with a sufficiently great amount of the respective symbols.

## Help - Menu

The help menu opens when pressing the *HELP* button. This has its own button panel.

- |                       |   |                                |
|-----------------------|---|--------------------------------|
| <b>PREVIOUS PAGE</b>  | - | To switch to the previous page |
| <b>NEXT PAGE</b>      | - | To switch to the next page     |
| <b>RETURN TO GAME</b> | - | To continue the game           |



Paytable

10:05 ID: 599096

## HOT FRUITS 5

1 2 3

4 5

Line wins pay leftmost to right on adjacent reels.

**WINLINE HELP** 1/1

MALFUNCTION VOIDS ALL PAYS AND PLAYS.  
FOR MORE INFORMATION, SEE THE GAME RULES.

Help Screen 1

## Game Rules

In this section the rules of the game are shown.

**Hot Fruits 5 Game Rules**

**Game Overview**

- Hot Fruits 5 is a 3 reel, 3 row fruit slot featuring Stacked symbols.
- The game is played with 5 lines (fixed).
- Line wins pay leftmost to right on adjacent reels.
- All wins only occur on active lines.
- Only the highest line win is paid on each line played.
- Line wins from different lines are added.
- If a win of nine same symbols is achieved, the resulting win will be doubled up.
- All values in the paytable are based on the current bet. These values will be changed automatically if the bet will be changed.

**Game Functions**

Button	Function
	Press to start a new game
STOP	Press while spinning to stop the reels immediately
AUTO PLAY	Press to activate / deactivate autoplay

Game rules

## History

Each played game session is listed here.

**HISTORY**  
(LAST 20 GAMES)

GAME ID	STATE	CREDIT	LINES	BET	WIN
599096	MAIN GAME	1387410	5	10	0

**HOT FRUITS 5**

CREDIT: 1387410 | LINES: 5 | BET: 10

MAX BET | AUTO PLAY | BET

History