


Harle Queen








Main Screen

The game can be played either with the mechanical buttons or with the buttons on the touch screen (if available), or a combination of both.

Buttons

- MAX BET** - Selects the maximum bet
- AUTOPLAY** - Starts a game automatically
- /+ BET** - For changing the bet

-  **START** - Starts the game
-  **EXIT** - Exits the game
-  **HELP** - Shows the help menu
-  **SOUND** - Adjusts the sound of the game
-  **SETTINGS** - Shows the setting menu

After pressing the settings button:



LANGUAGE

- Changes the language



The following values are displayed onscreen

- CREDIT** - Displays the credit
- LINES** - Displays the lines
- BET** - Displays the bet

Toolbar

- | | | |
|----------|-----------------------------------|------------|
| 13:57 | HARLEQUEEN | ID: 495307 |
| 1 | | 2 |
| 1 | - Displays the current time | |
| 2 | - Shows the ID of the played game | |

Due to the varying configurations and versions, deviations between the displays or button assignments and this manual can occur.

The Game

After the desired stakes have been chosen the game is started with *START*. After the reel run the achieved winning combination is displayed among others by illuminated win lines and the win is added to the credit.

After the achieved wins have been added to the credit, bets can be placed anew.

The win plan respectively the onscreen help can be displayed at anytime by pressing the HELP button (or in this case win plan).

By a click on the symbols on the reels the player can get information regarding possible wins with a sufficiently great amount of the respective symbols.

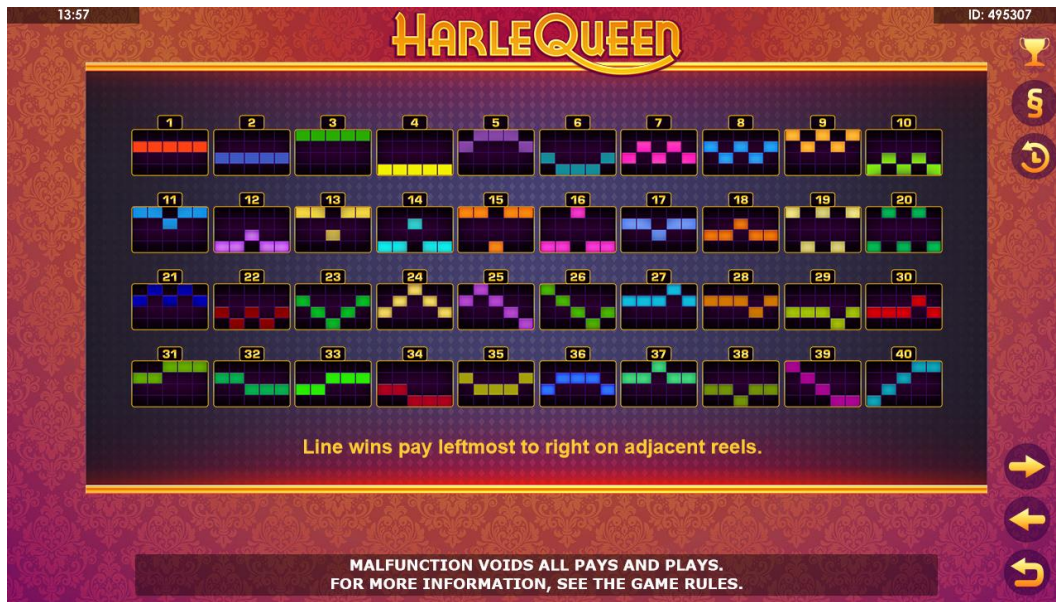
Help - Menu

The help menu opens when pressing the HELP button. This has its own button panel.

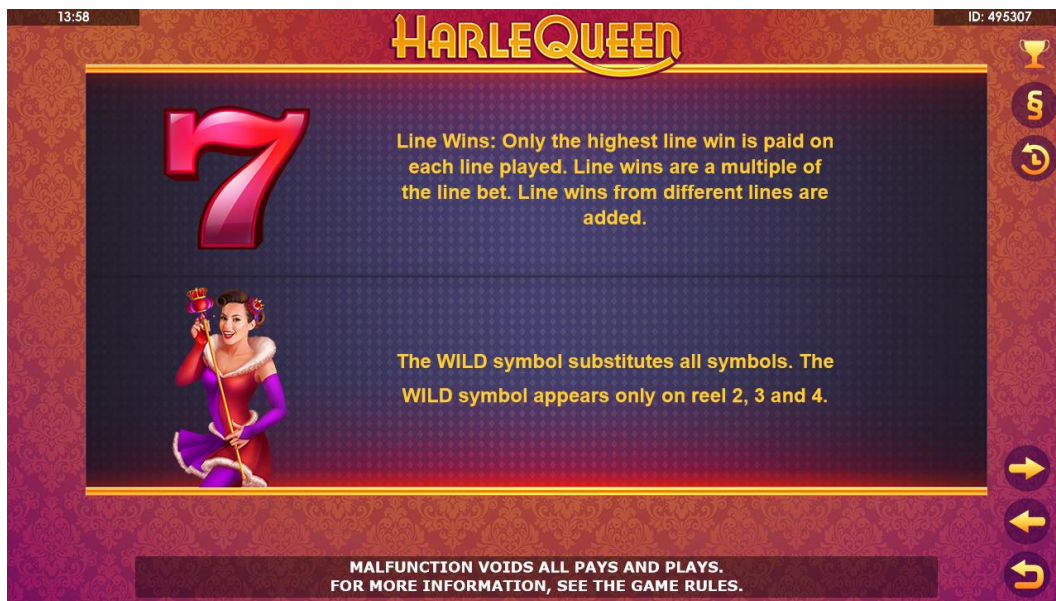
- PREVIOUS PAGE** - To switch to the previous page
- NEXT PAGE** - To switch to the next page
- RETURN TO GAME** - To continue the game



Help Screen 1



Help Screen 2



Help Screen 3

Game Rules

In this section the rules of the game are shown.

Harle Queen Game Rules

Game Overview

- Harle Queen is a 5 reel, 4 row fruit slot featuring Stacked symbols and Wild substitutions.
- The game can be played with minimum 10 lines, the lines can be raised in 10 line steps until the max number of 40 lines is reached.
- Maxbet can be played with 40 lines and the highest bet level.
- Line wins pay leftmost to right on adjacent reels.
- All wins only occur on active lines.
- Only the highest line win is paid on each line played.
- Line wins are a multiple of the line bet.
- Line wins from different lines are added.
- The Wild symbol substitutes all symbols.
- The Wild symbol appears only on reel 2, 3 and 4.
- All values in the payable are based on the current bet level and the amount of lines. These values will be changed automatically if the bet level or the amount of lines will be changed.
- Payouts according to the payable are made only if the specified number of symbols is of a kind.

Game Functions

Button	Function
	Press to start a new game

Game rules

History

Each played game session is listed here.

HISTORY
(LAST 20 GAMES)

GAME ID	STATE	CREDIT	LINES	BET	WIN
495307	MAIN GAME	1203239	40	40	0

HARLEQUEEN

CREDIT: 1203239 | LINES: 40 | BET: 40

MAX BET | AUTO PLAY | BET

History