


# Golden Quest








Main Screen




The game can be played either with the mechanical buttons or with the buttons on the touch screen (if available), or a combination of both.


## Buttons

- MAX BET** - Selects the maximum bet
- AUTOPLAY** - Starts a game automatically
- /+ BET** - For changing the bet

-  **START** - Starts the game
-  **EXIT** - Exits the game
-  **HELP** - Shows the help menu
-  **SOUND** - Adjusts the sound of the game
-  **SETTINGS** - Shows the setting menu

After pressing the settings button:

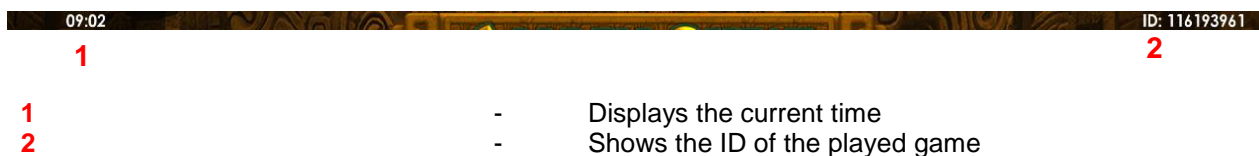
-  **LANGUAGE** - Changes the language
-  **BACKGROUND MUSIC** - Press to mute / unmute the background music
-  **FULL SCREEN** - Turns full screen on/off



### The following values are displayed onscreen

- CREDIT** - Display the credit
- LINES** - Shows the lines
- BET** - Displays the bet

### Toolbar



- 1** - Displays the current time
- 2** - Shows the ID of the played game

Due to the varying configurations and versions, deviations between the displays or button assignments and this manual can occur.

## The Game

After the desired stakes have been chosen the game is started with *START*. After the reel run the achieved winning combination is displayed among others by illuminated win lines and the win is added to the credit.

After the achieved wins have been added to the credit, bets can be placed anew.

The win plan respectively the onscreen help can be displayed at anytime by pressing the HELP button (or in this case win plan).

By a click on the symbols on the reels the player can get information regarding possible wins with a sufficiently great amount of the respective symbols.

## Help - Menu

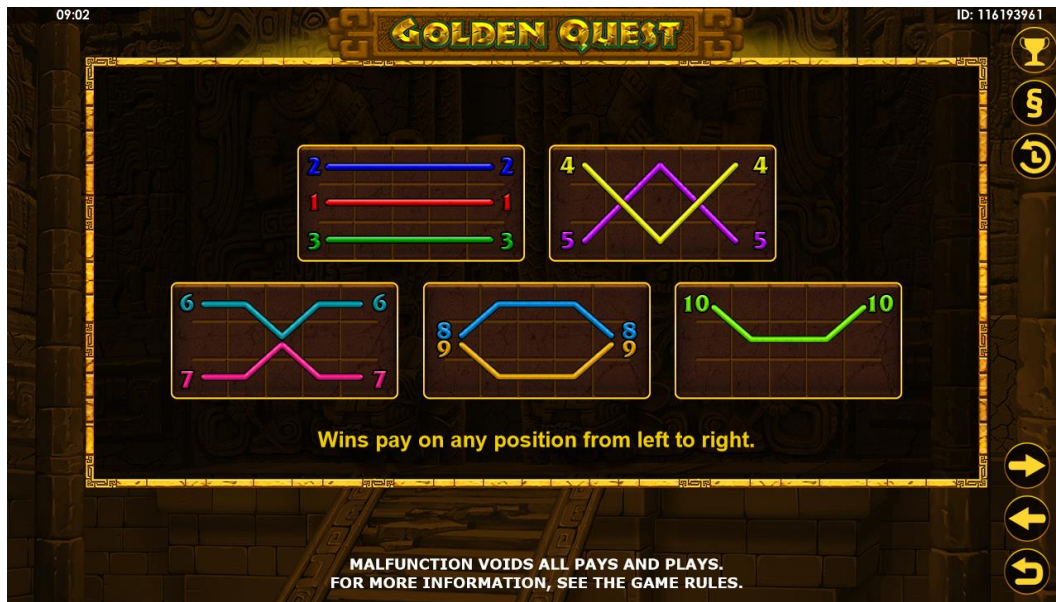
The help menu opens when pressing the HELP button. This has its own button panel.

**PREVIOUS PAGE**  
**NEXT PAGE**  
**RETURN TO GAME**

- To switch to the previous page
- To switch to the next page
- To continue the game



Help Screen 1



Help Screen 2



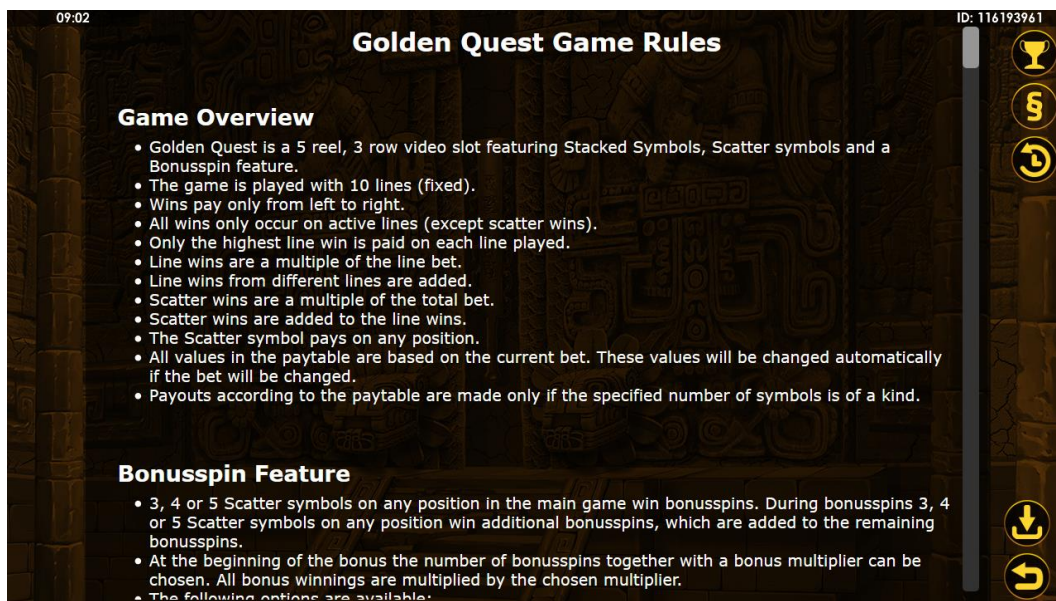
Help Screen 3



Help Screen 4

## Game Rules

In this section the rules of the game are shown.



Game rules

## History

Each played game session is listed here.




History

## Bonus

Bonusspins are won with 3, 4 or 5 Scatter symbols on any position.

Select the number of Bonusspins together with the bonus multiplier. All bonus winnings are multiplied by the chosen multiplier.

Play the bonus round until you have no Bonusspins left. Additional Bonusspins can be won during the Bonus.



Bonus