






# Book Of Lords






Main Screen

The game can be played either with the mechanical buttons or with the buttons on the touch screen (if available), or a combination of both.

## Buttons

- |   |                 |                                 |
|---|-----------------|---------------------------------|
| <b>MAX BET</b>  | -               | Selects the maximum bet         |
| <b>AUTOPLAY</b>   | -               | Starts a game automatically     |
| <b>-/+ BET</b>  | -               | For changing the bet            |
|  | <b>START</b>    | - Starts the game               |
|  | <b>EXIT</b>     | - Exits the game                |
|  | <b>HELP</b>     | - Shows the help menu           |
|  | <b>SOUND</b>    | - Adjusts the sound of the game |
|  | <b>SETTINGS</b> | - Shows the setting menu        |

After pressing the settings button:

-  **LANGUAGE** - Changes the language
-  **BACKGROUND MUSIC** - Press to mute / unmute the background music
-  **FULL SCREEN** - Turns full screen on/off



**The following values are displayed onscreen**

- CREDIT** - Display the credit
- LINES** - Shows the lines
- BET** - Displays the bet

**Toolbar**



- 1** - Displays the current time
- 2** - Shows the ID of the played game

Due to the varying configurations and versions, deviations between the displays or button assignments and this manual can occur.

## The Game

After the desired stakes have been chosen the game is started with *START*. After the reel run the achieved winning combination is displayed among others by illuminated win lines and the win is added to the credit.

After the achieved wins have been added to the credit, bets can be placed anew.

The win plan respectively the onscreen help can be displayed at anytime by pressing the HELP button (or in this case win plan).

By a click on the symbols on the reels the player can get information regarding possible wins with a sufficiently great amount of the respective symbols.


## Help - Menu

The help menu opens when pressing the HELP button. This has its own button panel.

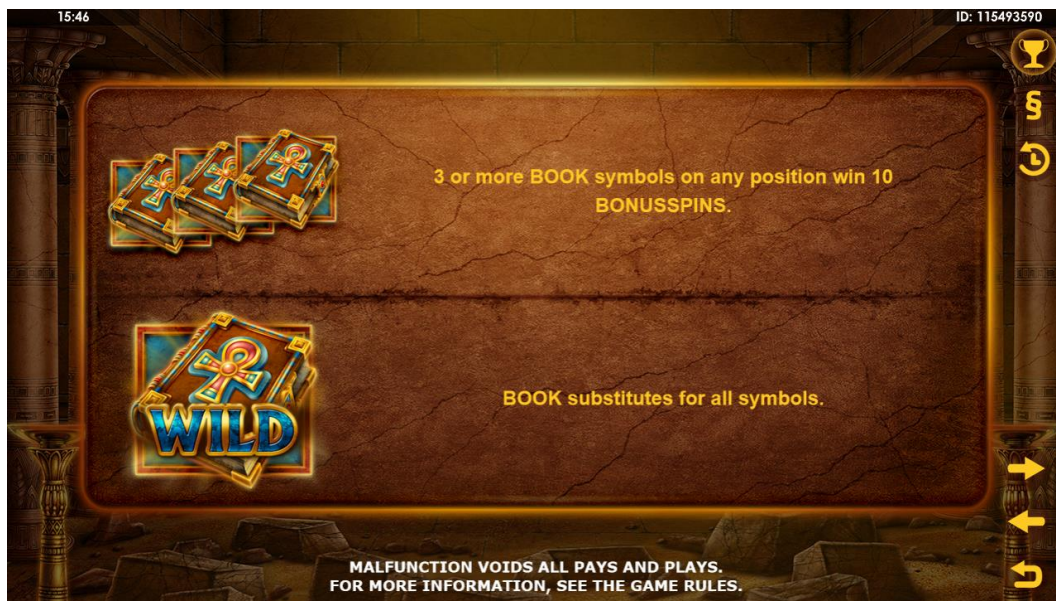
- |                       |   |                                |
|-----------------------|---|--------------------------------|
| <b>PREVIOUS PAGE</b>  | - | To switch to the previous page |
| <b>NEXT PAGE</b>      | - | To switch to the next page     |
| <b>RETURN TO GAME</b> | - | To continue the game           |



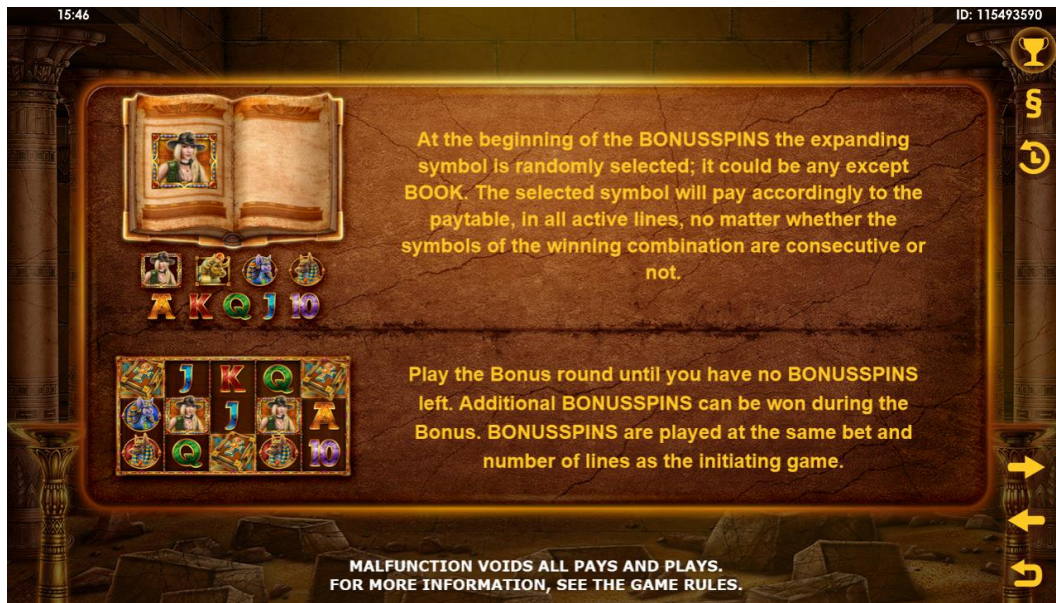
Help Screen 1



Help Screen 2



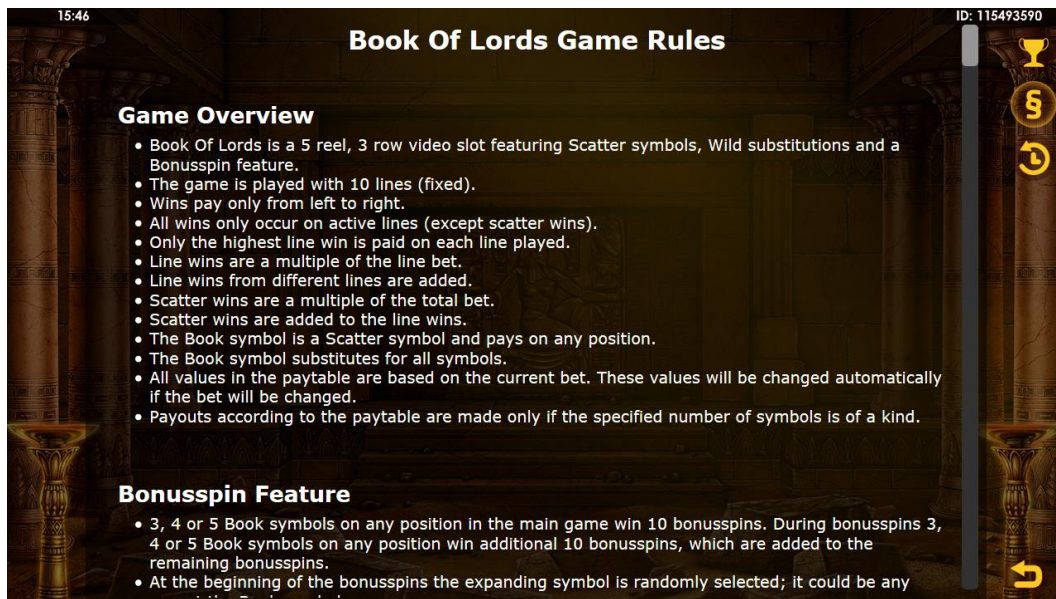
Help Screen 3



Help Screen 4

## Game Rules

In this section the rules of the game are shown.



Game rules

## History

Each played game session is listed here.



History

## Bonus

3 or more Book symbols on any position win 10 Bonusspins. At the beginning of the Bonusspins the expanding symbol is randomly selected; it could be any except Book. The selected symbol will pay accordingly to the paytable, in all active lines, no matter whether the symbols of the winning combination are consecutive or not.

Play the Bonus round until you have no Bonusspins left. Additional Bonusspins can be won during the Bonus. Bonusspins are played at the same bet and number of lines as the initiating game.



Bonus