

Allways Joker



Main Screen

The game can be played either with the mechanical buttons or with the buttons on the touch screen (if available), or a combination of both.

Buttons

- AUTOPLAY** - Starts a game automatically
- GAMBLE** - Enables the player to double the win
- TOTAL BET** - For changing the bet



START

- Starts the game



COLLECT

- Collect the win



EXIT

- Exits the game



HELP

- Shows the help menu



SETTINGS

- Shows the setting menu

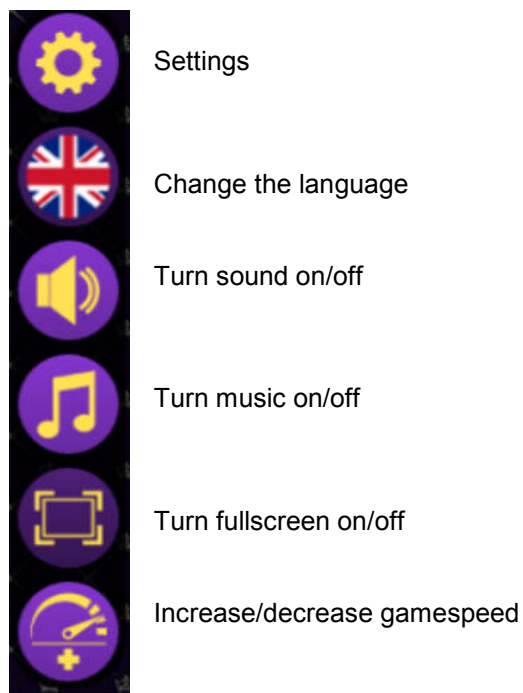
The following values are displayed onscreen

- CREDIT** - Display the credit
- WAYS** - ways of winning

Toolbar



- 1 - Displays the current time
- 2 - Shows the ID of the played game



Due to the varying configurations and versions, deviations between the displays or button assignments and this manual can occur.

The Game

After the desired stakes have been chosen the game is started with *START*. After the reel run the achieved winning combination is displayed among others by illuminated win lines and the win is added to the credit.

After the achieved wins have been added to the credit, bets can be placed anew.

The win plan respectively the onscreen help can be displayed at anytime by pressing the HELP button (or in this case win plan).

By a click on the symbols on the reels the player can get information regarding possible wins with a sufficiently great amount of the respective symbols.

Help - Menu

The help menu opens when pressing the HELP button. This has its own button panel.

PREVIOUS PAGE

- To switch to the previous page

NEXT PAGE


- To switch to the next page

RETURN TO GAME


- To continue the game



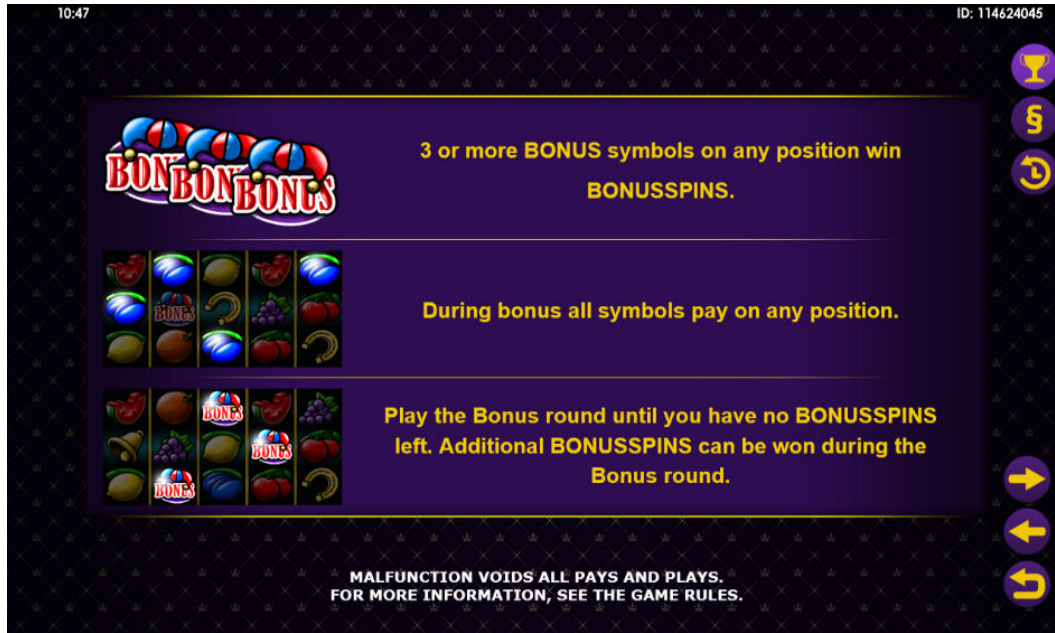
Help Screen 1



Help Screen 2



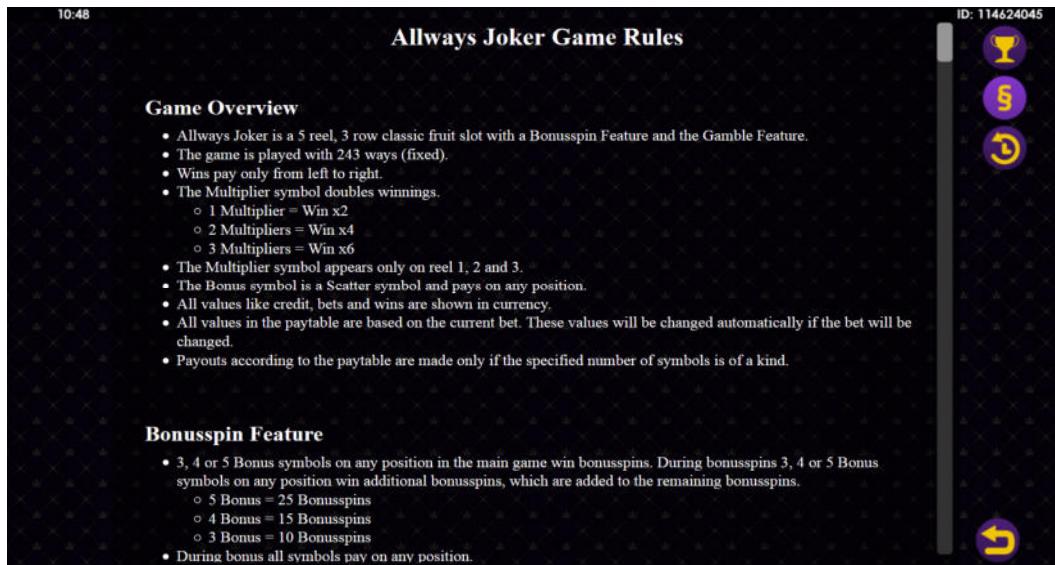
Help Screen 3



Help Screen 4

Game Rules

In this section the rules of the game are shown.



Game rules

History

Each played game session is listed here.



Bonus

Bonus Symbol pays on any position. 3 or more Bonus symbols on any position win Bonusspins. During Bonus all symbols pay on any position. Play the Bonus until you have no Bonusspins left. Additional Bonusspins can be won during the Bonus round.



Gamble

The player has the option to activate the gamble mode before each game. With active gamble mode the player has the chance to multiply his/her win.

If the gamble mode is active, a screen opens when achieving a win, here the player has to guess whether the next card is black or red. At the beginning the total win is placed for bet, but the player has the option to bet only half the stake, resulting in having half of the win added onto the credit account. The bet is here called risk.

The player can also see the displayed card colors of the seven previous gambles.

When the player chooses black or red, he/she has the chance to double the win. The win can also be multiplied by choosing the suit, meaning hearts, diamonds, spades or clubs.

When the player has made a decision, the card is uncovered. If the guess is correct, the player wins. If it was wrong, the stake is lost. The player can multiply the win with further gambles as long as he/she chooses the correct color. The player can quit the gamble at any time by pressing the COLLECT button, the win will then be credited onto his account. If the player loses, the game continues.



Gamble

Due to permanent attempts for improvement of our programs deviations in this manual and the supplied software can occur at anytime.